

**Year 1  
Phonics  
Screening  
Check**






















# What is phonics?

- Children are taught to read by breaking down words into separate sounds or 'phonemes'. They are then taught how to blend these sounds together to read the whole word.
- Children have a 30 minutes phonics lesson each day and they are encouraged to use these strategies to read and write in other lessons.
- Point and sweep






Phase 4  
farmer  
Summer 1 Week 1 Monday

Phase 4  
shark  
Summer 1 Week 1 Monday

Grow the code grapheme mat Phase 2, 3 and 5

 s ss c se ce st sc	 t tt	 p pp	 n nn kn gn	 m mm mb	 d dd	 g gg	 c k ck cc ch	 r rr wr	 h
 b bb	 f ff ph	 l ll le al	 j g dge ge	 v vv ve	 w wh	 x	 y	 z zz s se ze	 qu
 ch tch ture	 sh ch ti ssi si ci	 th	 ng	 nk	 a	 e ea	 i y	 o a	 u o-e ou

Grow the code grapheme mat Phase 2, 3 and 5

 ai ay a a-e eigh aigh ey ea	 ee ea e e-e ie y ey	 igh ie i i-e y	 oa o o-e ou oe ow	 oo ue u-e ew ou ui	yoo ue u u-e ew	 oo u* oul	 ar a* al*
 or aw au aur oor al a oar ore	 ur er ir or	 ow ou	 oi oy	 ear ere eer	 air are ere ear	zh su si	

\*depending on regional accent



# Why are the children being screened?

- Every Year 1 child in the country will be taking the phonics screening check in the same week in June.
- The aim of the check is to ensure that all children are able to read by the end of Year 2.
- This 'midpoint check' will ensure that we have a clear understanding of what the children need to learn in Year 2.


# What will the children be expected to do?

- The check is very similar to reading tasks the children already complete during phonics lessons.

- Children will be asked to 'sound out' a word and blend the sounds together. For example eg d-o-g - dog



- The focus of the check is to see which sounds the children know and therefore the children will be asked to read made up 'nonsense' words.



This is not a reading test

# Examples of words:

in

ot




at

vap



beg

osk



sum

ect



# When will the screening take place?

- The screening will take place throughout the week beginning **Monday 9<sup>th</sup> June**. The children cannot retake the test at any other time so it is very important your child is in school during this week.
- The check has been designed so that children of all abilities will be able to take part.

# Who will complete the check?

- The children will complete the check one at a time in a quiet area of the school.
- A teacher will conduct all of the screening checks with the children.
- The screening will only take 8-10mins with each child.



# How can you help?

•Encourage your child to 'sound out' when reading or writing. Focusing particularly on spotting more unusual sound patterns.

Eg

Digraph- 2 letters making one sound

cow

Trigraphs- 3 letters making one sound

night

Split digraphs- 2 vowels with a consonant in between.

spine i\_e

# How can you help?

- Point out (or allow your child to point out) different digraphs and trigraphs that they recognise in words.
- Encourage children to sound out words and blend everywhere e.g. Shop names, street names etc.

# How can you help?

[Home](#) [Our School +](#) [Children +](#) [Curriculum +](#) [Parents/ Carers +](#) [Calendar](#) [Let's celebrate +](#)



## Herrick Primary School

Latest...



Our  
School



EYFS



Curriculum



Parents/  
Carers



Let's  
Celebrate



News,  
Information  
& Updates



Remote  
Learning  
for  
Children



School  
Workshops



Mental  
Health &  
Wellbeing



SEND



Safeguarding



Ofsted  
Reports &  
Key  
Information

### Herrick Primary School

Firstly, thank you for choosing Herrick Primary School for your child's schooling journey and for those who are considering our school.

[Please click here for the Headteacher's Welcome and the school's Ethos & Values.](#)

Tuesday 1st April 2025

Herrick Primary School  
Lockerbie Avenue  
Leicester  
LE4 7NJ

Telephone: 0116 2665656

Email: [office@herrick.leicester.sch.uk](mailto:office@herrick.leicester.sch.uk)

Headteacher: Mr U Patel

- [Eid Assembly: Y2 Children](#)
- [SATs Parents Presentation 2025](#)
- [Awards: 28th Feb 2025](#)
- [Attendance: w/e 28th Feb 2025](#)

[We are a Voice 21 school](#)



[We are a Little Wandle school](#)



[Star School](#)



# How can you help?

We are now a Little  
Wandle school



# How can you help?

Support for  
phonics

How we teach

Books coming  
home

Nursery rhymes  
- videos

Nursery rhymes  
- downloads

## Videos



Phase 2 sounds taught in  
Reception Autumn 1



Phase 2 sounds taught in  
Reception Autumn 2



Phase 3 sounds taught in  
Reception Spring 1



How to say Phase 5 sounds

# How can you help?

[Home](#) [Our School +](#) [Children +](#) [Curriculum +](#) [Parents/ Carers +](#) [Calendar](#) [Let's celebrate +](#)

## Herrick Primary School

Latest... ✕




**Tuesday 16th April 2024**

Herrick Primary School  
Lockerbie Avenue  
Leicester  
LE4 7NJ  
Telephone: 0116 2665656  
Email: [office@herrick.leicester.sch.uk](mailto:office@herrick.leicester.sch.uk)  
Headteacher: Mr U Patel

- [Attendance: w/e 12th April 2024](#)
- [Workshops for all parents/ carers: Year 2 SATs 2024 Presentation](#)
- [April On-Line Safety Newsletter](#)
- [Year 6 SATs 2024 revision websites](#)
- [Letters: Year 3 Cadbury World Visit](#)

We are now a Little Wandle school



### Herrick Primary School

Firstly, thank you for choosing Herrick Primary School for your child's schooling journey and for those who are considering our school.

[Please click here for the Headteacher's Welcome and the school's Ethos & Values.](#)

# How can you help?

Home Our School + Children + Curriculum + Parents/ Carers + Calendar Let's celebrate +



# Herrick Primary School

- Attitudes and Behaviours
- Curriculum
- Homework
- Reading at Home
- Remote Learning for Children
- This Term's Learning

Latest... ×

Our School!  
EYFS  
Curriculum  
Parents/ Carers  
Let's Celebrate  
News, Information & Updates  
Remote Learning for Children  
School Workshops  
Mental Health & Wellbeing  
SEND  
Safeguarding  
Ofsted Reports & Key Information

**Tuesday 16th April 2024**

Herrick Primary School  
Lockerbie Avenue  
Leicester  
LE4 7NJ  
Telephone: 0116 2665656  
Email: [office@herrick.leicester.sch.uk](mailto:office@herrick.leicester.sch.uk)  
Headteacher: Mr U Patel

- [Attendance: w/e 12th April 2024](#)
- [Workshops for all parents/ carers: Year 2 SATs 2024 Presentation](#)
- [April On-Line Safety Newsletter](#)
- [Year 6 SATs 2024 revision websites](#)
- [Letters: Year 3 Cadbury World Visit](#)

[We are now a Little Wandle school](#)

**Herrick Primary School**  
Firstly, thank you for choosing Herrick Primary School for your child's schooling journey and for those who are considering our school.  
[Please click here for the Headteacher's Welcome and the school's Ethos & Values.](#)

# How can you help?

Phonics & Early Reading

[Home](#) [Our School +](#) [Children +](#) [Curriculum +](#) [Parents/ Carers +](#) [Calendar](#) [Let's celebrate +](#)



# Herrick Primary School


Curriculum

## Our Curriculum Intent

What does your child learn at school each day? Find information about our curriculum subjects here. 'Learning Never Stops!' and it begins as soon as children begin their Herrick journey in Nursery. We also place great importance on our children having experiences beyond the school gates.

### This Term's learning - weekly breakdown

<a href="#">History</a>	<a href="#">Maths</a>	<a href="#">Science</a>	<a href="#">Religious Education</a>
<a href="#">Art</a>	<a href="#">Computing</a>	<a href="#">Design Technology</a>	<a href="#">Physical Education</a>
<a href="#">Music</a>	<a href="#">English</a>	<a href="#">Geography</a>	<a href="#">French</a>
<a href="#">Personal, Social, Health Education</a>	<a href="#">Phonics &amp; Early Reading</a>	<a href="#">Early Years Foundation Stage</a>	<a href="#">Trips &amp; Workshops</a>





# How can you help?

Reception

Year 1

Reception Overview

Year 1 Overview

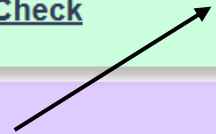
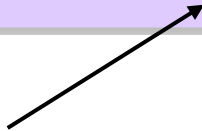
Reception Letter Formation 1  
Reception Letter Formation 2

Year 1 Grapheme Mat

Reception Grapheme Mat

Year 1 Phonic Screening Check

Phonics Screening Check: Guide to alien words



# How can you help?

[Phonics Screening Check: Guide to alien words](https://www.youtube.com/watch?v=h-o3cQKjU18)

<https://www.youtube.com/watch?v=h-o3cQKjU18>



# How can you help?

- Remember: Phonics is not the only thing needed to become a fluent reader.
- Please continue to read with your child each day and encourage them to:
  - Sound out
  - Re-read to check it makes sense and aid your child's fluency.
  - Use pictures for clues.
  - Ask questions about the book (back of the book)
- And most importantly ENJOY READING!





# Handouts to take home

## Your child's reading journey Year 1 Phonics Screening Check

Your child has now learned most of the Year 1 phonics in *Little Wandle Letters and Sounds Revised* and will soon be preparing for the nationally required Phonics Screening Check, which will take place in June.



### What is the Phonics Screening Check?

- The Phonics Screening Check is a quick check of your child's decoding skills.
- Your child will be asked to read 40 words - 20 are real words, 20 are known as 'alien words' (made-up words).

### Do I need to do anything to further support my child?

- Continue to listen to your child read their phonics books and read to them daily.
- Your child's teacher will let you know if any additional practice is needed.
- Always ask if you need any further support!

### Why do the children read 'alien words'?

- Reading alien words checks children's decoding skills and knowledge of graphemes in a fair way - it mirrors what the children have to do when they read a word that they have not read before.
- Your child will not have seen the alien words before. They will have to use their knowledge of letters and sounds to work out how to read them.




### How does the check work?

- Your child will be asked to read 40 words independently.
- The check has been designed to not put your child under stress. It will be carried out by a member of staff who knows your child well.
- It should only take a few minutes to complete, but there is no time limit.

### All for the love of reading

- Teaching children the skills of reading will increase their will to read. Children who love reading, choose to read.
- Reading develops children's vocabulary, understanding of the world and empathy.
- A love of reading is the biggest indicator of future academic success! To develop a love reading, children must have the skills to read, which is why we teach them using phonics.



Grow the code grapheme mat Phase 2, 3 and 5

S	t	p	n	m	d	g	c	r	h
ss	tt	pp	nn	mm	dd	gg	ck	rr	
ce			kn	mb			cc	wr	
st			gn				ch		
sc									
b	f	l	j	v	w	x	y	z	qu
bb	ff	ll	jj	vv	ww			zz	
	ph	le	dge	ve	wh			ss	
		al	ge					se	
								ze	
ch	sh	th	ng	nk	a	e	i	o	u
tch	ch				ea		y	a	o-e
ture	ti							ou	ou
	ssi								
	si								
	ci								

Grow the code grapheme mat Phase 2, 3 and 5

ai	ee	igh	oa	oo	yoo	oo	ar
ay	ea	ie	o	ue	ue	u*	a*
a	e	i	o-e	u-e	u	oul	al*
a-e	e-e	i-e	ou	ew	u-e		
eigh	ie	y	oe	ou	ew		
aigh	y	ey	ow	ui			
ey	ea						
or	ur	ow	oi	ear	air	zh	
aw	er	ou	oy	ere	are	su	
au	ir			ere	ere	si	
aur	or			ear	ear		
oor							
al							
a							
oar							
ore							

\*depending on regional accent

