














Art and Design Year1	Autumn 1	Autumn 2	Spring 1	Spring 2	Summer 1	Summer 2
	Painting	Collage	Textiles		Sculpture/3D	
Skills Tasks Artists Cross Curricular Links	Primary colours in the style of Mondrian Use thick and thin brushes Concentric circles of Kandinsky Create colour wheel (include tones and tints) Add white to colours to make tints and black to colours to make tones Mix primary colours to make secondary Draw and paint concentric squares, stars, heart etc	Seaside Picture (History) Seasons (Geography) A collage using a combination of materials that are cut torn and glued. Sort and arrange materials Mix materials to create texture. Other Victorian toys linked to History unit. Model making and peg dolls	<ul style="list-style-type: none"> Weave different fabrics/ribbons to create a pattern. Join materials using glue Use dip dye techniques. 	 <p>Short unit-masks in the style of Archimboldo</p>	Sculptures of Africa animals only as linked to Geography. <ul style="list-style-type: none"> Use a combination of shapes. Include lines and texture. Use rolled up paper, straws, paper, card. Use techniques such as rolling, cutting and carving. Consider how sculpture looks from different view point as you walk around it.	
Knowledge Questions	Investigate: Kandinsky felt the music affected his art when painting. Is this true? Prove it.	Matisse created a collage of a snail using torn pieces of paper because he was 83 years old and he could not see very well. It has become a very famous since!	A loom is used to weave cloth and tapestry. How do you think it works?	In the past why did only rich people wear brightly coloured clothes?	Most African sculpture was historically in wood so most would not survive for long periods of time. Masks are an important part of African sculpture.	
Vocabulary	Shades Tints Tones	Overlapping	Loom		Technique	
Drawing	Use different hardnesses of pencils to show line, tone and texture. Task: Experiment with 2B and B pencils by colouring in a small picture using different tones. Draw: Observational Teapot or Cups and Leaves Colour (own work) neatly following the lines. Task: Draw overlapping shapes and colour with felt tips neatly.		Draw lines of different sizes and thickness. Task: Experiment with art, biro, whiteboard marker, felt tip drawing lines and writing name. Show pattern and texture by adding dots and lines. Task: Colour in simple picture/s using pointillism		Draw lines of different sizes and thickness. Use different hardnesses of pencils to show line, tone and texture. Draw hand and add detail	

Art and Design Year 2	Autumn 1	Autumn 2	Spring 1	Spring 2	Summer 1	Summer 2
	Printing	Sculpture/3D	Painting	Textiles		Mixed media/Digital Media
Skills Tasks Artists Cross Curricular Links	Polystyrene Stamp in the style of William Morris Block printing in the style of Paul Klee -Experiment: Finger and Hand printing -Stamp using card and string -Leaf Printing Make and use printing tools to inking and print. Print on paper showing repeating overlapping shapes. Use objects to print shapes and press, roll and stamp	Make animal models (Science) Farm, Woodland, Arctic etc. Not African as previously done in Year 1. Use sufficient control to join and manipulate materials for the purpose intended Add texture and shape to the sculpture Experiment using card templates, air dry clay, play doh and mod roc Use a combination of shapes. Include lines and texture. Use techniques such as rolling, cutting and carving.	In the style of Picasso Experiment: Paint colour wheel: Add white to colours to make tints and black to colours to make tones in one colour. Look at 'mood' pictures and select colours to paint to paint show two different pictures in two different moods using thick and thin brushes. Short unit- Bonfire night/GLF experiment with chalk and oil pastels	Make Purses/Pencil Cases using Velcro and sew buttons and stick sequins. <ul style="list-style-type: none"> Use running stitch and cross stitch on binka to show letters, lines or shape. Sew buttons, sequins and beads. Fold and sew binka with an overstitch to make purse with Velcro flap. <ul style="list-style-type: none"> Join materials using glue and/or stitch 		Mixed Media Create a hat for Royal Ascot (Technology) Use tissue paper to make 3D flowers, net to use as face cover and decorate with stick sequins, buttons and ribbon. Top Hat using a paper plate as bring, cylinder shape and top. Short textiles unit: Investigate : Tie dyeing Making crevettes.
Questions	There were no printing machines when William Morris' wallpaper became popular! How do you think he produced so many patterns on paper?	Did you know that you can make your own 'clay' by using 1 cupful of plain flour ,half a cupful of table salt & half a cupful of water?	Pablo Picasso was a Spanish painter and sculptor who spent most of his adult life in France. Picasso's work is often categorized into periods: The Blue Period is one of them. He is seen as one of the most influential artists and he is one of the best-known artists that lived in the last 100 years! His 'blue' paintings are sombre and we think it was because he felt very sad at this time in his life.	Cross Stitch Over Stitch Running Stitch		Discuss functions of different hats: Military hats show rank, Hats are used for protection. Children to identify key hats: Bearskin, Beret, Bowler, Fedora, Fez, Panama, Pillbox hat, Sombrero, Stetson, Top hat, Toque The Royal Ascot is horse races every year in the Summer and are attended by the royal family. All men and women are expected to dress smartly and wear hats.
Vocabulary	Repeated	Texture	Mood Sombre	Cross stitch Running stitch		Millinery
Drawing	Show pattern and texture by adding dots and lines. Use different hardnesses of pencils to show line, tone and texture. Task: Practise skills on a grid/table Show pattern and texture by adding dots and lines. Task: Practise on 10 blank apples or pear template Flowers-cut half of flower picture and draw the rest of it. This is to be differentiated.		Show different tones by using coloured pencils. Task: Show different tones of same colour on a table. Draw lines of different sizes and thickness. Task: Draw different types of houses practising different lines.		Draw lines of different sizes and thickness. Use different hardnesses of pencils to show line, tone and texture. Task: Draw feathers and/or plants	

Art and Design Year 3	Autumn 1	Autumn 2	Spring 1	Spring 2	S1	Summer 2
	Sculpture/3D	Collage	Painting/Mixed Media	Textiles		Mixed media/Lettering Short unit: Calligraphy (Victorians) Practise different styles of lettering using ink pens.
Skills	Create Egyptian Jewellery & amulets (History)	Ancient Egyptian Headdress Collage (History)	In the style of Monet	Cushion		
Tasks	• Use clay and other mouldable materials. • Add materials to provide interesting detail.	Ancient Egyptian Headdress (History) Collages have a purpose and contain textures (rough and smooth, plain and patterned) and tones (light and dark) Use beads, gems, mosaic, straw and fabric.	To develop ideas • Study work of famous artists • Comment on artworks using visual language. To take inspiration from the greats • Replicate some of the techniques used by notable artists, artisans and designers. • Create original pieces that are influenced by studies of others.	Textiles that have been shaped and stitched showing specific stitches (cross/back) Produce an end product children's initials or letters or simple picture created using stitching.		Graffiti style picture using photographs, ink pens, pencils, felt-tip pens in the style of Banksy . Practise different types of lettering. Experiment with pointillism to colour' background/foreground, frame or letters.
Artists						
Cross Curricular Links	Ancient Egyptians 3D models (History) Create and combine shapes to create recognisable forms, (e.g. shapes made from nets)	 Collages are beginning to show more precision. Use overlapping, tessellation, mirroring and montage. Select and arrange materials for a striking effect.	Landscapes/watercapes- • Mix colours effectively. • Use watercolour paint to produce washes for backgrounds then add detail. • Experiment with creating tranquil mood with colour. Add 3D effect to art work using tissue paper.	Quilt, pad and gather fabric: Make flowers and attach pieces to sew on to one felt before making cushion.		
Knowledge	In Ancient Egypt, they linked sculpture as an artistic requirement to everything that they built and believed that the statues of their gods would come to life.	The origin of collage Italian portrait painters had pasted small pieces of chain, gilded paper, and sometimes real stones and jewels onto their canvases. Tessellation means an arrangement of shapes closely fitted together, especially of polygons in a repeated pattern without gaps or overlapping.	Monet was committed to plein-air painting: starting and finishing a painting outside in front of the subject. Why do you think the impressionist movement began when photography was becoming a new art form?	Textile History. The term 'Textile' is a Latin word originated from the word 'texere' which means 'to weave'.		Is Banksy work art or vandalism? Banksy is a famous - but anonymous - British graffiti artist. He keeps his identity a secret. He produces pieces of work which pop up in public places, such as on the walls of buildings. A lot of his art is done in a particular style which people can easily recognise.
Questions						
Vocabulary	Mouldable	Tessellation Background/Foreground	Impressionists	Textiles		Pointillism Calligraphy
Drawing			Use different hardnesses of pencils to show line, tone and texture. Use hatching and cross hatching to show tone and texture. Task: Draw fruit and hatch/cross hatch and experiment with shading. Draw apple or pear with charcoal to experiment with tone and texture		Sketch lightly (no need to use a rubber to correct mistakes). Use shading to show light and shadow. Use different hardnesses of pencils to show line, tone and texture. Task: Arrangement of vases, jugs and containers and fist	

Art and Design Year 4	Autumn 1	Autumn 2	Spring 1	Spring 2	Summer 1	Summer 2
	Drawing/Mixed Media	Printing/Painting	Textiles	Painting/Collage	Sculpture/3D	
Knowledge Questions	<p>Vincent Van Gogh was a Dutch painter who is among the most famous and influential figures in the history of Western art. He was not commercially successful and had mental health problems and lived in poverty during his lifetime. His work became famous after he died.</p>	<p>Abstract art is art that does not show an accurate picture but instead use shapes, colours, forms to achieve its effect.</p>	<p>The Bayeux Tapestry is an embroidered cloth nearly 70 metres long which shows the events leading up to the Battle of Hastings. We think it dates back to the 11th century. Its survival almost intact over nine centuries is little short of miraculous</p>	<p>Frida Kahlo was a Mexican painter who painted many self-portraits. Her paintings often had strong autobiographical elements and mixed realism with fantasy. Kahlo has been described as a surrealist or magical realist. What do you think this means? Do her paintings tell us anything about Mexico society?</p>	<p>Michelangelo's David Look at the sculpture and its incredible detail (hands) and from all angles (360 degrees) How was this achieved with the tools at the time (500 years ago)?</p>	
Skills Tasks Artists Cross Curricular Links	<p>In the style of Van Gogh To develop ideas</p> <ul style="list-style-type: none"> •Study work of famous artists •Comment on artworks using visual language. <p>To take inspiration from the greats</p> <ul style="list-style-type: none"> • Replicate some of the techniques used by notable artists, artisans and designers. •Create original pieces that are influenced by studies of others. <p>Inspired by Sunflower Painting: Jug, Teapot, Vases, Bowls:</p> <p>Short unit: River/Sea/Oceans (Geography)-In style of Van Gogh Reflections, use using oil pastels, chalk pastels and water colour to create visually interesting piece depicting movement.</p>	<p>Investigation-How many different effects can you print using different tools?</p> <p>Make an abstract piece using a range of printing tools</p> <p>Cityscape, Fruit bowl, Landscape Ocean animals Jungle or Flowers</p> <p>Make precise repeating patterns. Use layers of 2 or more colours.</p>	<p>Make a padded animal (Science)</p> <p>Textiles that show a sound understanding of the chosen technique Produce an end product.</p> <p>Draw, cut to size, pad, sew and add detail.</p>	<p>In the style of Freida Kahlo To develop ideas</p> <ul style="list-style-type: none"> •Study work of famous artists •Comment on artworks using visual language. <p>To take inspiration from the greats</p> <ul style="list-style-type: none"> • Replicate some of the techniques used by notable artists, artisans and designers. • Create original pieces that are influenced by studies of others. <p>Can you create a background using a wash?</p> <p>Self Portrait Use a number of brush techniques using thick and thin brushes to produce shapes, textures, patterns and lines. Can you mix and match colours to match those in real life (or in a given artwork)</p>	<p>Coiling Coil Vases/ Pattern work</p> <ul style="list-style-type: none"> • Design template for striking effect. • Ensure work is precise. • Include texture that conveys expression • Use clay and other mouldable materials. <p>Sculpture from Salt Dough Sculptures</p> <ul style="list-style-type: none"> • Create and combine shapes to create recognisable forms • Add materials to provide interesting detail. 	
Vocabulary	Perspective Proportion	Abstract	Tapestry	Tertiary colours Decoupage	Chisel	
Drawing	<p>Use different hardnesses of pencils to show line, tone and texture. Task: Draw knitting wool</p>		<p>Use shading to show light and shadow. Use different hardnesses of pencils to show line, tone and texture. Task: Draw Tree/s Paul Klee-taking a line for a walk-explore the work of Klee and experiment drawing small pictures without removing pencil from page.</p>		<p>Sketch lightly (no need to use a rubber to correct mistakes). Use different hardnesses of pencils to show line, tone and texture. Use shading to show light and shadow. Task: Draw shoe and Cityscape</p>	

Art and Design Year 5	Autumn 1	Autumn 2	Spring 1	Spring 2	Summer 1	Summer 2
		Collage		Textiles	Drawing/ Painting/Mixed Media/Collage	Sculpture Mixed Media Print
<p>Knowledge</p> <p>Questions</p>		<p>Mayan masks were representations of Mayan gods and sometimes a part of a very sacred funeral ritual. These were placed over the face of an important ruler when he died. Masks were also used for weddings and other festivals. However they started off by using them as face protection during battle but then started using them at important events. Masks were made out of jade and different types of mosaics for the most special of occasions.</p>		<p>Investigate: can your knitting be 'self-taught using instructions and videos on an iPad?</p> <p><i>Make do and mend</i> was the title of a booklet produced by the British wartime government department, Wool was in very short supply, and the booklet encouraged women to unpick old unwearable woollen items in order to re-use the wool. Knitting patterns were issued so that people could make items for the Army and Navy to wear in winter, such as balaclavas and gloves</p>	<p>Study the work of Pop Artists:</p> <p>How long should it take to produce a striking piece of art? Why do you think Marilyn Monroe Warhol's most famous subject? How were these artists influential?</p>	<p>Investigate: 1950s, 1940s homes-what has changed? What is still the same? Why do you think such colours and patterns were popular? Should fashion be controversial? Can it offend or send an ethical message</p> <p>A chair may or may not have armrests; chairs with armrests are termed "armchairs". Name and recognise different types of chairs: deck chair, arm chair, wind chair, desk chair, director's chair, folding chair, throne, ladder back chair, stool, cantilever chair and Windsor chair.</p> <p>Discuss and debate Chair sculpture by Steve Mann (exhibited at San Francisco 2001) It has spikes that retract when a credit card is inserted to download a seating license. Is this socially acceptable? Homeless people need a bench to sleep at night vs People don't always give up their seat for others</p>
<p>Skills</p> <p>Tasks</p> <p>Artists</p> <p>Cross Curricular Links</p>	<p>Make a Mosaic Mayan Mask (History)</p>  <p>Include texture that conveys feelings or expression Add materials to provide interesting details. Combine visual and tactile</p>		<p>Knitting,</p> <ul style="list-style-type: none"> • Show precision in techniques. • Choose from two knitting techniques. <p>Environmentally Friendly Bags with statement</p> <p>Choose from a range of stitching techniques-cross, over and running stitch Create previous learned techniques to create pieces. Express environmental message using fabric paint.</p>	<p>In the style of Andy Warhol-do four portraits or simple image and select appropriate paint or oil pastels to colour. Show original pieces that show a range of influences and styles</p> <p>Short units Mixed Media Collage- In the style of Roy Liechtenstein</p> <p>Research, Draw and Colour Psychedelic patterns Sketch (lightly) before painting to combine line and colour. Combine colours, tones and tints to enhance the mood of a piece Combine colours, tones and tints to enhance the mood of a piece</p>	<p>In the style of the 1950s-research and create a house from chosen decade using matchboxes.</p> <p>Show life like qualities and real life proportion. Combine visual and tactile qualities</p>  <p>Statement Hats- D&T Paper mache Abstract-provoke different interpretations.</p> <p>Evaluate the design of products so as to suggest improvements to the user experience. Cut materials with precision and refine the finish with appropriate tools (such as a more precise scissor cut after roughly cutting out a shape). Show an understanding of the qualities of materials to choose appropriate tools to cut and shape (such as the nature of fabric may require sharper scissors than would be used to cut paper).</p>	
Vocabulary		Tactile		Interconnected	Influential Retro	Controversial Chic
Drawing	<p>Use a variety of techniques to add interesting effects (e.g. reflections, shadows, direction of sunlight). Task: Draw Folded fabric</p>		<p>Use a choice of techniques to depict movement, perspective and shadows. Task: Draw Hair in motion</p>			

Art and Design Year 6	Autumn 1	Autumn 2	Spring 1	Summer 1	Summer 2
	Study of Great Artists and Artwork in History	Drawing Mixed Media	Painting, Drawing and Mixed Media	Drawing and Sculpture	Mixed media/Digital Media
<p>Knowledge</p>	<p>Share the work of various popular artists in history. Through analysis and debate, discuss why these artists/artworks are considered historical.</p> <p>The Renaissance was a period in European history marking the transition from the Middle Ages to Modernity and covering the 15th and 16th centuries. Leonardo da Vinci and Michelangelo were from that time. Impressionism is a 19th-century art movement and began in Paris Art work uses small, thin, yet visible brush strokes, showing of light in its changing qualities. It used ordinary subject matter</p>  <p>Expressionism (beginning of the 20th century): Its typical trait is to distorted art work radically for emotional effect in order to evoke moods or ideas. Expressionist artists have sought to express the meaning^[3] of emotional experience.</p>	<p>The faux calligraphy technique (Hand Lettering) is an art form where each letter or word is sketched by hand.</p>	<p>Henri Rousseau was a post-impressionist painter. Ridiculed during his lifetime by critics because his work seemed child-like, he came to be recognized as a self-taught genius whose works are of high artistic quality. Rousseau claimed he had "no teacher other than nature" Although he had some help, he was self-taught and is considered to be a naïve or primitive painter. His best-known paintings depict jungle scenes, even though he never left France or saw a jungle.</p>	<p>Ancient Greek vases were black and orange. The Ancient Greeks thought that the human form was the most important subject and many contain vases show male nude figures working.</p>	<p>A diorama is a model representing</p> <p>Conceptual art is when ideas involved in the work are more important than aesthetic, technical, and material concerns. In conceptual art the idea is the most important aspect of the work.</p>
<p>Skills</p> <p>Tasks</p> <p>Art Artists</p> <p>Cross Curricular Links</p>	<p>Cubism is an early-20th-century avant-garde art movement pioneered by Pablo Picasso that revolutionized European painting and sculpture. In Cubist artwork, objects are analysed, broken up and reassembled in an abstracted form—instead of depicting objects from a single viewpoint, the artist depicts the subject from a different viewpoint to represent the subject in a greater context.</p> <p>Surrealism is a cultural movement that started in 1917. Artists painted unnerving, illogical scenes, sometimes with photographic precision, creating strange creatures from everyday objects,</p>  <p>Dadaism-Dada was an art movement formed during the First World War in Zurich in negative reaction to the horrors and folly of the war. The art, poetry and performance produced by dada artists is often satirical and nonsensical in nature.Modernism is an art movement Among the factors that shaped modernism were the development of modern industrial societies and the rapid growth of cities, followed then by reactions to the horrors of World War I. Edward Hopper wan American realist painter. Both in his urban and rural scenes, his finely calculated renderings reflected his personal vision of modern American life.</p> <p>Contemporary art is the art of today. Contemporary artists work in a globally influenced, culturally diverse, and technologically advancing world. Tracey Amin</p>	<p>Create Posters inspired by 1940s/1950s Movie Posters using a range of techniques</p> <p>Lettering</p> <p>Cut out Images</p> <p>Collage</p> 	<p>Create jungle picture in the style of Henry Rousseau.</p> <p>Sketch (lightly) before painting to combine line and colour.</p> <ul style="list-style-type: none"> • Create a colour palette based upon colours observed in the natural or built world. • Use the qualities of watercolour and acrylic paints to create visually interesting pieces. • Combine colours, tones and tints to enhance the mood of a piece. • Use brush techniques and the qualities of paint to create texture. • Develop a personal style of painting, drawing upon ideas from other artists. 	<p>Observe how figures have been drawn on Ancient Greek vases. Noted for proportion, muscular bodies and precision (History)</p> <p>Sculpture -mould a figure sitting on a box body sitting Using clay.</p> <p>Show life like qualities And real life proportions. Use tools to carve and add shapes, texture and pattern.</p>	<p>Create a diorama highlighting the issues surrounding climate change (Geography)</p>  <p>Show life like qualities and real life proportion.</p> <p>Combine visual and tactile qualities Abstract-provoke different interpretations. Use a range of visual elements to reflect the purpose of the work.</p>
<p>Vocabulary</p>	<p>Avant Garde Contemporary</p>	<p>Vintage</p>	<p>Depict</p>	<p>Precision</p>	<p>Conceptual Art Diorama</p>
	<p>Use a variety of techniques to add interesting effects (e.g. reflections, shadows, direction of sunlight). Use a choice of techniques to depict movement, perspective.</p> <p>Task: Study and draw Op Art</p>			<p>Choose a style of drawing suitable for the work (e.g. realistic or impressionistic).</p> <p>Task: Observational drawing of person sitting</p> <p>Use lines to represent movement.</p> <p>Task: Person running</p>	

