

KS1 SATs Assessment

Parent and Carer Information Sheet



visit [twinkl.com](https://www.twinkl.com)

Chapters

- 1 Key Stage 1 National Curriculum Assessments page 3
- 2 Assessment and Reporting page 3
- 3 Scaled Scores page 3
- 4 Scaled Score Examples page 4
- 5 The SAT Assessments page 4
- 6 Reading page 4
- 7 Reading: Sample Questions page 5-7
- 8 Spelling, Punctuation and Grammar page 7
- 9 Spelling, Punctuation & Grammar: Sample Questions page 8-9
- 10 Mathematics page 9
- 11 Mathematics: Sample Questions page 10-11
- 12 How to Help Your Child page 12
- 13 How to Help Your Child with Reading page 12
- 14 How to Help Your Child with Writing page 13
- 15 How to Help Your Child with Maths page 13

1 Key Stage 1 National Curriculum Assessments

In 2014, a new national curriculum framework was introduced by the government for Years 1, 3, 4 and 5. However, Years 2 and 6 (due to statutory testing) continued to study the previous curriculum for one further year.

In 2015/2016, children in Year 2 and Year 6 were also expected to study the new national curriculum.

In the summer of 2016, KS1 (Year 2) and KS2 SATs (Year 6) reflected the new curriculum for the first time.

This will be the fourth year that the new curriculum is covered within SAT assessments.

2 Assessment and Reporting

In recent years, 'old' national curriculum levels (e.g. Levels 1, 2, 3) have been abolished as set out in the government guidelines. Children are now described as working towards, working at and working at greater depth according to the Year 2 expectations of the new curriculum.

The new curriculum is more rigorous and sets high expectations, which all schools have had to work hard to meet in the last two years.

As of 2016, test scores are now reported as 'scaled scores'.

3 Scaled Scores

What is meant by 'scaled scores'?

- It is planned that 100 will always represent the 'national standard'.
- Each pupil's raw test score will therefore be converted into a score on the scale, either at, above or below 100.
- The scale will have a lower end point somewhere below 100 and an upper end point above 100.
- A child who achieves the 'national standard' (a score of 100) will be judged to have demonstrated sufficient knowledge in the areas assessed by the tests.

4 Scaled Score Examples

On publication of the test results in July 2020:

- A child awarded a scaled score of 100 is judged to have met the 'national standard' in the area judged by the test.
- A child awarded a scaled score of more than 100 is judged to have exceeded the national standard and demonstrated a higher than expected knowledge of the curriculum for their age.
- A child awarded a scaled score of less than 100 is judged to have not yet met the national standard and performed below expectation for their age.
- Marking guidance for KS1 tests will include conversion tables. Teachers will use these to translate pupils' raw scores into scaled scores to see whether each pupil has met the national standard. Teachers will use the scaled scores to inform their teacher assessment judgements.

5 The SAT Assessments

At the end of Year 2, children will take assessments in:

- Reading
- Maths

Your child's school may also decide to administer the optional English: Grammar, Punctuation and Spelling SAT assessment in order to inform their teacher-assessed level in Writing.

All assessment are due to take place in May this year.

6 Reading

The Reading Test consists of two separate papers:

- Paper 1 - consists of a combined reading prompt and answer booklet. The paper includes a list of useful words and some practice questions for teachers to use to introduce the contexts and question types to pupils. The test takes approximately 30 minutes to complete, but is not strictly timed.
- Paper 2 - consists of an answer booklet and a separate reading booklet. There are no practice questions on this paper. Teachers can use their discretion to stop the test early if a pupil is struggling. The test takes approximately 40 minutes to complete, but is not strictly timed.

The texts will cover a range of poetry, fiction and non-fiction.

7 Reading: Sample Questions

Questions are designed to assess the comprehension and understanding of a child's reading.

There are a variety of question types:

Multiple choice

1 When Bella was learning to fly, she...

Tick **one**.

was lazy.	<input type="checkbox"/>	did not try hard.	<input type="checkbox"/>
did not give up.	<input type="checkbox"/>	found it easy.	<input type="checkbox"/>

Ranking/Ordering

1 Number the sentences below from 1 to 4 to show the order they happened in the story.

The first one has been done for you.

William sent Bella to get help.	<input type="checkbox"/>
Fishermen came to rescue William.	<input type="checkbox"/>
The boat hit some rocks.	<input type="checkbox"/>
William went to sea on his boat.	<input checked="" type="checkbox"/>

Matching/Labelling

1

Here is some information about Africa.

Match each sentence to the correct heading in the booklet.

The first one has been done for you.

Creation stories describe how and why the world was made.

Introduction

Africa has deserts, forests and mountain areas.

Clothes

Traditional African clothes are made from local materials.

Music and Dance

Some African people play 'talking drums'.

Story Time

Short-Answer Questions

1

What job did Tony Ross want to do before he became a writer and illustrator? _____

Find and Copy Questions

1 Look at the paragraph beginning **The greedy man began to climb the vine...**

Find and copy one word that means the same as **sparkle**.

Open-Ended Questions

1 At the end of the story, Bella was happy. Why?

8 Spelling, Punctuation and Grammar

This year, the Spelling, Punctuation and Grammar test will be optional for all Year 2 classes. Your child's school may still administer the assessment in order to inform their teacher-assessed writing judgements.

The test consists of two separate papers:

- Paper 1: Spelling - pupils to spell 20 missing words within a test booklet. The test is expected to take approximately 15 minutes to complete, but is not strictly timed.
- Paper 2: Grammar, Punctuation and Vocabulary - a combined question and answer booklet focusing on pupils' knowledge of grammar, punctuation and vocabulary. Pupils will have approximately 20 minutes to complete the questions in the test paper, but it is not strictly timed.

9 Spelling, Punctuation and Grammar: Sample Questions

Grammar, Punctuation and Vocabulary Paper

1 Why do the underlined words start with a **capital letter**?

On Saturday morning, Sarah and her family went on holiday to Scotland.

1 Circle the **two** nouns in the sentence below.

You have left your pencil on the bench over there.

1 Tick to show whether each sentence is written in the **past tense** or the **present tense**.

Sentence	Past tense	Present tense
Aziz gave out the paint pots.		
Aziz spills water on the table.		
Aziz needed some glue.		

Spelling Paper

1. I need to _____ my holiday suitcase
2. The _____ is dark at night.
3. The snail hid inside its _____.
4. My friend has a new _____ sister.

Within the assessment, the spelling words are read out to the children to fill into the gaps within the sentences. In this example, the missing spelling words are: pack, sky, shell and baby.


10 Mathematics


Children will sit two tests: Paper 1 and Paper 2:

- Paper 1: Arithmetic - lasts approximately 20 minutes (but this is not strictly timed). It covers calculation methods for all operations.
- Paper 2: Reasoning - lasts for approximately 35 minutes, which includes time for five aural questions. Pupils will still require calculation skills and questions will be varied including multiple choice, matching, true/false, completing a chart or table or drawing a shape. Some questions will also require children to show or explain their working out.

11 Mathematics: Sample Questions

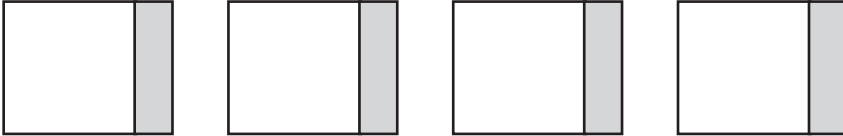
Maths Paper 1: Arithmetic

1.	$3 \times 3 =$ <input data-bbox="400 405 770 495" type="text"/>	
----	---	---

2.	$12 \div 2 =$ <input data-bbox="432 994 802 1084" type="text"/>	
----	---	---

Maths Paper 2: Reasoning

1.



Sita puts 2 shoes in each of these boxes.
How many shoes are there altogether?

2.

Complete the table.

words	digits
thirty-eight	38
	40
ninety-four	

3.

Sita has **50** raisins.
She gives **23** to Ben.
She gives **15** to Amy.
How many raisins does Sita have left?
Show your working.

12 How to Help Your Child

- First and foremost, support and reassure your child that there is nothing to worry about and that they should always just try their best. Praise and encourage!
- Ensure your child has the best possible attendance at school.
- Support your child with any homework tasks.
- Reading, spelling and arithmetic (e.g. times tables) are always good to practise.
- Talk to your child about what they have learnt at school and what book(s) they are reading (the character, the plot, their opinion).
- Make sure your child has a good sleep and healthy breakfast every day!

13 How to Help Your Child with Reading

- Listening to your child read can take many forms:
- First and foremost, focus on developing an enjoyment and love of reading.
- Enjoy stories together - reading stories to your child is equally as important as listening to your child read.
- Read a little at a time but often, rather than rarely but for long periods of time!
- Talk about the story before, during and afterwards - discuss the plot, the characters, their feelings and actions, how it makes you feel, predict what will happen and encourage your child to have their own opinions.
- Look up definitions of words together - you could use a dictionary, the Internet or an app on a phone or tablet.
- All reading is valuable - it doesn't have to be just stories. Reading can involve anything from fiction and non-fiction, poetry, newspapers, magazines, football programmes, TV guides.
- Visit the local library - it's free!

14 How to Help Your Child with Writing

- Practise and learn weekly spelling lists – make it fun!
- Encourage opportunities for writing, such as letters to family or friends, shopping lists, notes or reminders, stories or poems.
- Write together – be a good role model for writing.
- Encourage use of a dictionary to check spelling.
- Allow your child to use a computer for word processing, which will allow for editing and correcting of errors without lots of crossing out.
- Remember that good readers become good writers! Identify good writing features when reading (e.g. vocabulary, sentence structure, punctuation).
- Show your appreciation: praise and encourage, even for small successes!

15 How to Help Your Child with Maths

- Play times tables games.
- Play mental maths games including counting in different amounts, forwards and backwards.
- Encourage opportunities for telling the time.
- Encourage opportunities for counting coins and money, e.g. finding amounts or calculating change when shopping.
- Look for numbers on street signs, car registrations and anywhere else.
- Look for examples of 2D and 3D shapes around the home.
- Identify, weigh or measure quantities and amounts in the kitchen or in recipes.
- Play games involving numbers or logic, such as dominoes, card games, draughts or chess.